


Performing a Text-Based Seminar

Failure is NOT an Option

“Spectacular achievements
are **ALWAYS** preceded by
unspectacular preparation.”
~ Roger Staubach





GROUP NORMS

- 1. Begin and end on time.**
- 2. Follow the protocols.**
- 3. Respect all voices; No Sidebars.**
- 4. Participate actively.**
- 5. Take care of personal needs.**
- 6. Practice reflection.**
- 7. Respect confidentiality.**
- 8. Turn off cell phones and pagers.**



DILBERT®

BY
SCOTT ADAMS





Text-Based Seminar

Purposes:

1. To **gain broader understanding** of current research regarding best practice and
2. To **assist one another** in **turning research into practice** within our own schools or district.

Text-Based Seminar Guideline

Purpose: The enlargement of understanding of a text, **not** the achievement of some particular understanding.

Ground Rules:

- **Listen actively.**
- **Build on what others say.**
- Don't step on other's talk. Silences and pauses are OK.
- **Let the conversation flow as much as possible without raising hands or using a speaker's list.**
- Converse directly with each other, without going through the facilitator.
- **Make the assumptions underlying your comments explicit to others.**
- Emphasize clarification, amplification, and implications of ideas.
- **Watch your own airtime – both in terms of how often you speak, and in terms of how much you say when you speak.**
- Refer to the text; challenge others to go to the text.
- **Confidentiality**
- Follow the Protocol

Source: National School Reform Faculty

Text-Based Seminar

RULE OF THREE



1. **Literal:**


What did the author say?

2. **Interpretive:**

What do I think the author means?

3. **Synthesis:**

How can I apply what the author said against our standard?



WHAT TO EXPECT

- 1. Handout the Text**
- 2. Review the protocol**
- 3. Review the framing question**
- 4. 10-15 minute re-read of the article**
- 5. Do the seminar**
- 6. Report Out**
 - 1. 3 points of impact on our school - what can we do...**
- 7. Come back together if a large group report**
- 8. Plus/Delta**

What is a “professional learning
community”?

by Richard DuFout

Framing Questions:

1. What does the “culture of collaboration” mean for the future of school leadership?
2. How does a collaborative culture move teachers to work differently?



Text-Based Seminar Debrief

1. What do we wish to remember, if we do this protocol again?
2. What is the value to the individual?
to the group?
3. What are other applications?

Q & A



*How to
share this?*

Plus/Delta

What is it?




How to use it?

*Why is this
important?*


*How to
react?*

Who should do this?

Plus -- Delta



**(What was new learning?
What worked well for you?)**



**(Suggestions for change
for improved learning)**

Working with your Professional Learning Community

Presenter: Dr. R.A. Weigel